

How to order by mail:

Please indicate how many of each item you would like to order.

Please fill in your name and street address in the spaces provided. Make sure the address indicated is a street address, not a P.O. Box. Mail the order form along with the check or money order for the full amount to the Rena Ware address below.

For your convenience, you may also place your order through your Consultant, who will be pleased to help you in any way. We regret that we are unable to ship C.O.D.

Keep your Rena Ware looking brand new by replacing handles and knobs as needed.

When did you purchase your Rena Ware?

Month _____ Year _____

Total remittance enclosed:

\$ _____
(Number of parts multiplied by \$1.75 and local sales tax)

Name _____

Address _____

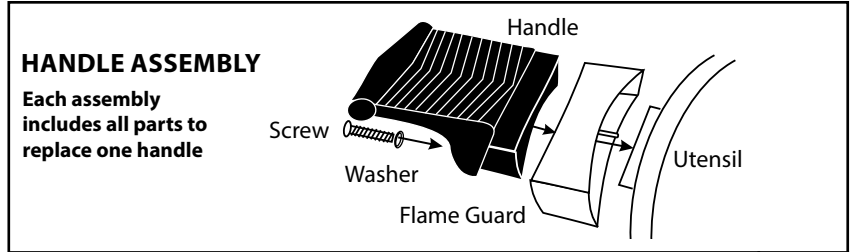
City _____





State _____ Zip/Postal Code _____

Phone # _____

Please mail check or money order made payable to:
RENA WARE INTERNATIONAL, INC.
 15885 NE 28th Street
 Bellevue, WA 98008

Phone: 425-881-6171
 email: cs@renaware.com



For pre-1997 Utensils-FLAME GUARD RETRO FIT HANDLE ASSEMBLY (Use Flame Guard Handles to replace traditional handles)*		QTY
#1717 Extra Small	Fits: Milk Warmer, Little Jewel (3/4 L)	
#1718 Small	Fits: 1.5 Litre, 2 Litre, 3 Litre	
#1719 Medium	Fits: 4 Litre Dome Cover, 6 Litre Roaster, Large Frypan, Queen Cooker, Steamer/Ricer Colander	
#1720 Large	Fits: King Cooker (12 L), Super Deluxe Cooker (16 L)	
For post 1997 Utensils - FLAME GUARD REPLACEMENT HANDLE ASSEMBLY		QTY
#1721 Extra Small	Fits: Milk Warmer, Renita (1.2 L), Little Jewel (1 L)	
#1722 Small	Fits: 1.5 Litre, 2 Litre, 3 Litre, 4 Litre	
#1723 Medium	Fits: 4 Litre Dome Cover, 5 Litre, 6 Litre Roaster, Large Frypan, Queen Cooker (8 L), Super Queen Cooker (10 L), Steamer/Ricer Colander	
#1724 Large	Fits: King Cooker (12 L), Super Cooker (19 L), Super Deluxe Cooker (16 L), Max Cooker (22 L & 27 L), Gran Cacerola, La Princesa	
KNOBS For post 1954 Utensils - KNOB ASSEMBLY , fits all non-whistle Rena Ware traditional covers and all VIVA utensil covers		QTY
	#1726 Traditional Knob Assembly without vents (Knob and disc)	
	#1727 Traditional Knob Assembly with vents (Knob and vented disc)	
For post 1992 Utensils - KNOB ASSEMBLY , fits all Nutri ✓ Sensor System covers (whistle)		QTY
	#1725X Nutri ✓ Sensor II Knob Assembly (Knob, top lever disc, bottom disc and whistle cup) (1992-1997)	
	#1725 Nutri ✓ Sensor II Knob Assembly (Knob, top lever disc, bottom disc and whistle cup) (1998-Present)	
Cost includes shipping and handling (Total parts ordered multiplied by \$1.75) x		

* NOTE: Clamp-On Handle will not work with the Flame Guard Retro Fit Replacement Handles.

TAX	
TOTAL	